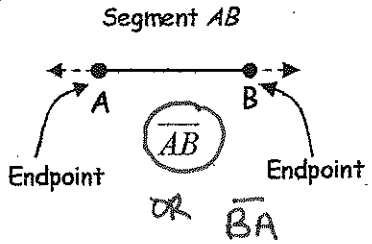
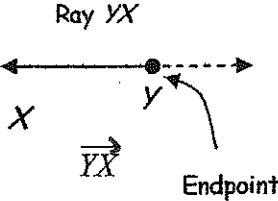
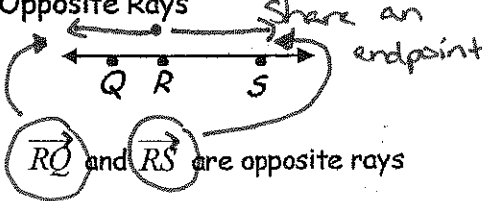
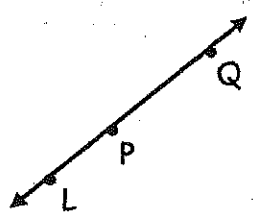
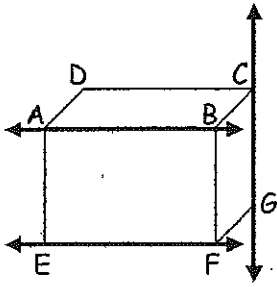


<p>Segment</p> 	<p>A Segment is part of a line consisting of two endpoints and all the points between them.</p>
<p>Ray</p> 	<p>A ray is the part of a line consisting of one endpoint and all the points of the line on one side of the endpoint.</p>
<p>Opposite Rays</p> 	<p>Opposite Rays are two collinear rays with the same endpoint. Opposite rays always form a line.</p>

<p>Naming Segments and Rays</p> 	<p>Using the drawing on the left:</p> <p>Name three segments:</p> <p>1. <u>LP</u> 2. <u>PQ</u> 3. <u>LQ</u> OR <u>PL</u> OR <u>QP</u> OR <u>QL</u></p> <p>Name four rays:</p> <p>4. <u>PQ</u> 5. <u>PL</u> 6. <u>QL</u> 7. <u>LQ</u> OR <u>QP</u></p> <p>Name a pair of opposite rays:</p> <p>8. <u>PL</u> & <u>PQ</u></p>
---	---

Lines that do not intersect may or may not be coplanar

Parallel Lines are coplanar lines that do not intersect. $\overline{AB} \parallel \overline{EF}$



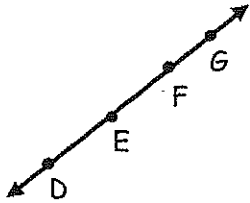
Skew lines are non coplanar lines, therefore not parallel and do not intersect. \overline{AB} and \overline{CG} are skew lines.

Important: Parallel lines always lie on the same plane


Parallel planes are planes that do not intersect.

Plane $ABC \parallel$ Plane EFG

You Try!



1. Name \overline{EF} another way. \overrightarrow{EG}
2. Name an opposite ray to \overrightarrow{ED} . \overrightarrow{EG} OR \overrightarrow{EF}
3. Name the line. \overleftrightarrow{DE} (many possibilities)
4. Name three segments. \overline{DE} \overline{EF} \overline{FG}
(many possibilities)



5. Name all lines parallel to \overline{AD} . \overleftrightarrow{BC} \overleftrightarrow{EH} \overleftrightarrow{FG}
6. Name two lines skew to \overline{AB} . \overline{DH} \overline{CG}
7. Name all lines parallel to plane $ABCD$. \overleftrightarrow{EF} \overleftrightarrow{FG} \overleftrightarrow{GH} \overleftrightarrow{HE} \overleftrightarrow{EG} \overleftrightarrow{HF}
8. Name the intersection of plane ABD and plane CGF . \overleftrightarrow{BC}
9. Name a line skew to \overline{AB} . _____
10. Name a line parallel to \overline{AB} . \overleftrightarrow{DC} , \overleftrightarrow{EF} , \overleftrightarrow{HG}